
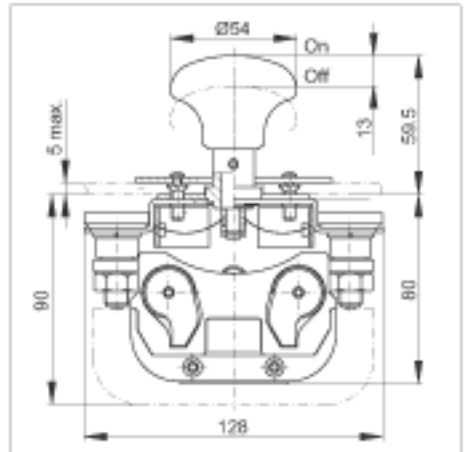




**Emergency
Disconnect Switch
Single and Double Pole
S135 Series**



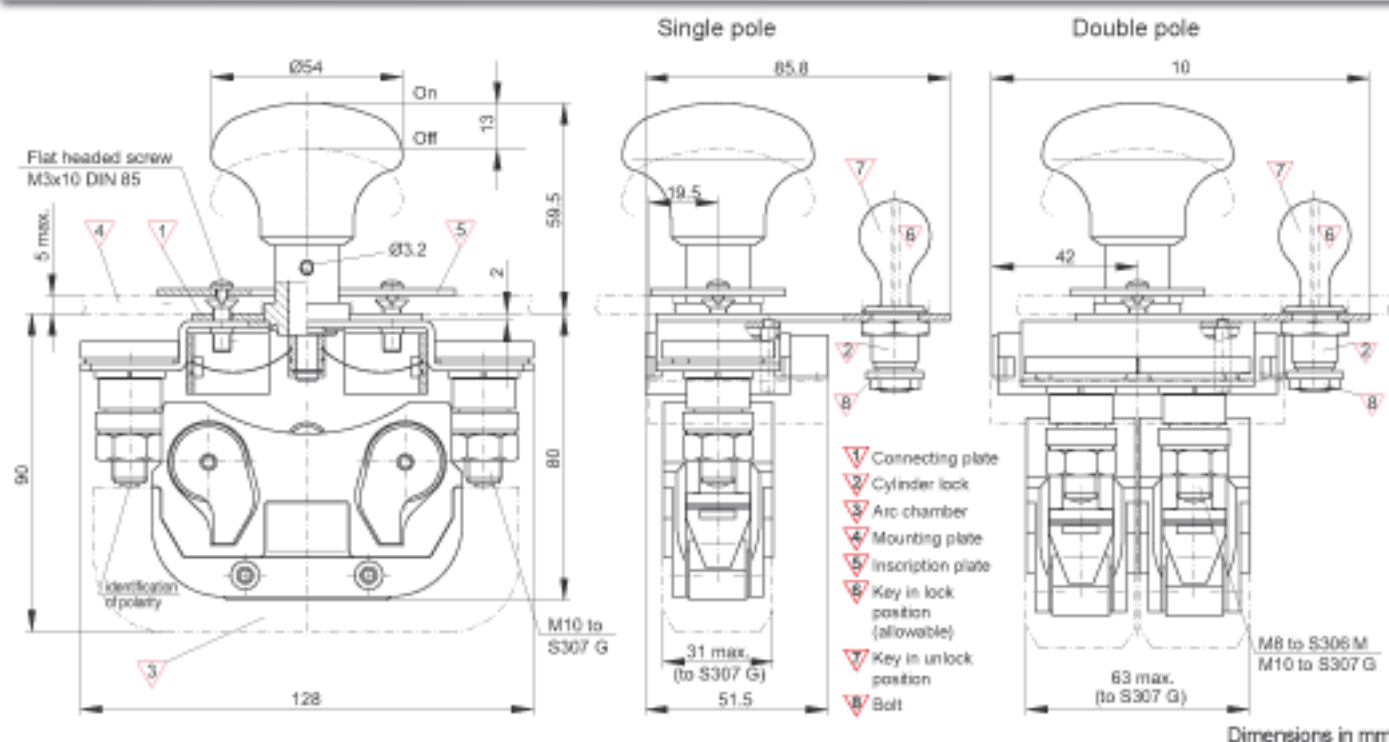
Single and double pole emergency disconnect switch S 135

The switches are designed to open a power circuit quickly and effectively under emergency conditions. Installation of these switches enhances safety significantly (requirements for accident prevention).

Fitted with our switching elements 306M (160 A) or 307G (250 A) the S135 features a snap action mechanism and double break contacts. The switch is in the "On" position with the red knob extended. Pushing the knob instantly opens the circuit and the permanent magnet blowouts ensure that inductive arcs are extinguished. In case of electrical or mechanical damage of the switching element, it can be changed easily, which guarantees an extended life of the unit as well as cost effective maintenance. When fitted with the optional keyswitch, the S135 may be locked in the "Off" position so as to prevent unauthorized use of any equipment.

Technical Data	
Conventional thermal current I_n	160 A / 250 A respectively
Breaking capacity	see list B 40
Rated insulation voltage U_i	320 V
Rated impulse withstand voltage U_{imp}	4 kV at PD 3
Mechanical life	30,000 operations
Protection of terminals	IP 00
Mounting position	any
Terminal	Bolt M8 / M10 respectively
Maximum terminal tightening torque	M 8: 6 Nm max. M 10: 10 Nm max.

Device outline

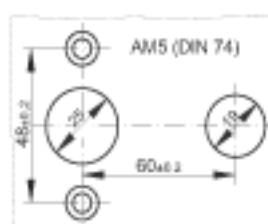


Versions, Mounting template, Ordering code

Versions:

Series	Switching element	Convent. thermal current I_n	Weight
S135 M1-00*	1x S306 M	160 A	0.65 kg
S135 M2-00*	1x S306 M	160 A	1.10 kg
S135 G1-00*	1x S307 G	250 A	0.75 kg
S135 G2-00*	1x S307 G	250 A	1.25 kg

Mounting template:



Ordering code:

Series	S135 M1-00
Switching elements	M S306, $I_n=160$ A G S307, $I_n=250$ A
Numbers of switching elements	1 1-pole 2 2-pole
Lock code numbers*	00 without lock

* Due to the regulations for accident prevention 'Industrial trucks' in some countries the vehicles have to be fitted with different locks depending on the kind of operation. We supply:

- Driver operated vehicles: Lock code number 51
- Pedestrian operated vehicles: Lock code number 65

Note: For mounting the red knob can be taken off. A 3mm dia. pin put in a hole through both shafts serves as a counter support.

Accessories:

Cylinder lock 51	ZHS 4A251
Cylinder lock 65	ZHS 4A265
Connecting plate	ZP-S13x